





$$\frac{(p+f)}{a^n} = e$$

Pfane
INCORPORATED

Company		Address			Total Processed	Shipping kgCO2 t	Refining kgCO2 / t
wtronic		Alfred-Nobel-Straße 1, 9100 Völkermarkt, Austria			2129.45	673.2	180
Material	Output	Percentage	Price / Ton	Tons / Year	Total Paid	kgCO2 Potential	kgCO2 Spent
Trims 1	 Metals Bricks	42.00%	\$315.00	894.37	\$281,726.24	338,071.48 1,456,032.73	602,089.21
		12.000%		107.32			19,318.37
		88.000%		787.04			141,668.05
Trims 2	 Metals Bricks	32.00%	\$420.00	681.42	\$286,198.08	386,367.41 1,033,720.21	458,734.64
		18.000%		122.66			22,078.14
		82.000%		558.77			100,578.18
Trims 3	 Metals Bricks	18.00%	\$545.00	383.30	\$208,899.05	289,775.56 538,921.21	258,038.23
		24.000%		91.99			16,558.60
		76.000%		291.31			52,435.58
Rejects	 Metals Bricks	8.00%	\$580.00	170.36	\$98,806.48	139,521.56 233,217.36	114,683.66
		26.00%		44.29			7,972.66
		74.00%		126.06			22,691.42
Pfane CO2 Savings Report				Totals	\$875,629.84	4,415,627.52	1,816,846.74
March 2020 - March 2021						kgs CO2 Saved	2,598,780.78